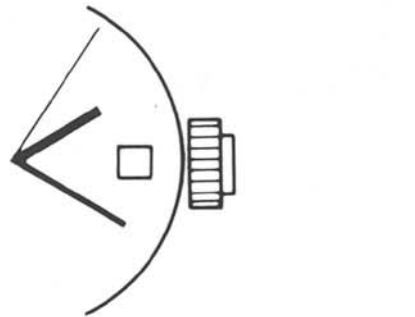
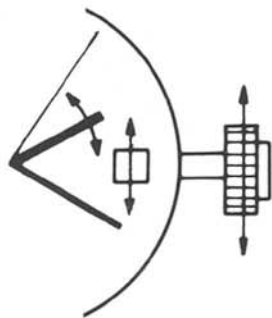


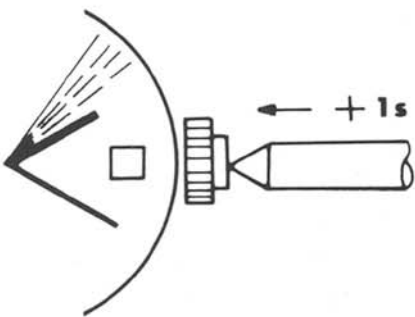
### 3. FUNCTIONING OF THE CORRECTING DEVICES



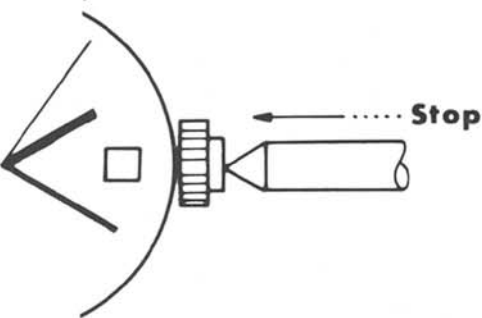
**Stem in position 1**  
no function



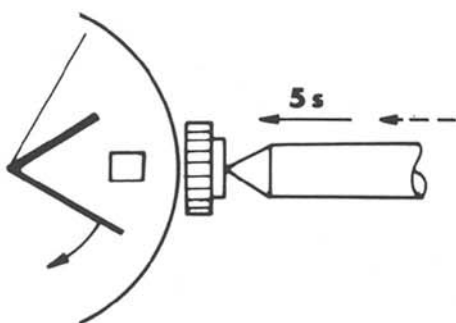
**Stem in position 2**  
correction of the hour (time zone) and date



**Brief pushes on the button**  
the second advances at the rate of one stop with each push.



**Continued pressure on pusher**  
the second stops



**5 seconds' pressure on pusher**  
release briefly  
press again

rapid advance of minute hand  
(1 dial revolution in 2 minutes)