

SEIKO

QUARTZ

Cal. 2625B

PARTS LIST

Cal. 2625B



131 273	231 261	☆241 260	261 260	☆270 260	☆271 267	281 260
282 261	☆354 260	☆354 262	372 260	373 250	☆383 265	☆383 266
384 260	389 260	391 260	436 261	436 262	491 260	495 261
556 261	560 261	701 260	706 261	☆801 261	802 260	808 261
810 264	817 260	☆884 261	4001 270	4002 262	4146 260	4216 250
4219 262	4240 260	4242 262	4270 260	4455 260	011 409	☆SEIKO SB-DL

012 151	012 159	012 459	012 768	012 781	017 125	017 126	017 127
017 128	017 131	017 224	017 227	017 936			

3/4

Cal. 2625B

Characteristics

Casing diameter : ϕ 17.6 mm
 Maximum height : 3.4 mm without battery
 Jewels : 2 j
 Frequency of quartz crystal oscillator : 32,768 Hz (Hz=Hertz Cycles per second)
 Driving system : Step motor (2 poles)
 Regulation system : Trimmer condenser
 Train wheel setting
 Calendar (Date)
 Instant setting device for date calendar
 Battery life indicator : Second hand moves in two-second interval.

PART NO.	PART NAME	PART NO.	PART NAME
131 273	Third wheel bridge	4242 262	Plus terminal of battery connection
231 261	Third wheel & pinion	4270 260	Battery connection
☆ 241 260	Fourth wheel & pinion (4.54 mm)	4455 260	Reset lever
☆ 241 261	Fourth wheel & pinion (4.22 mm)	011 409	Upper hole jewel for step rotor
☆ 241 264	Fourth wheel & pinion (4.81 mm)	011 409	Lower hole jewel for step rotor
261 260	Minute wheel	012 151	Third wheel bridge screw
☆ 270 260	Center minute wheel with cannon pinion (2.58 mm)	012 151	Circuit block screw (A)
☆ 270 261	Center minute wheel with cannon pinion (2.26 mm)	012 151	Coil block screw
☆ 270 269	Center minute wheel with cannon pinion (2.85 mm)	012 159	Circuit block screw (B)
☆ 271 267	Hour wheel (1.37 mm)	012 459	Case screw
☆ 271 271	Hour wheel (1.61 mm)	012 768	Setting lever axle spring screw
281 260	Setting wheel	012 781	Date dial guard screw
282 261	Clutch wheel	017 125	Tube for circuit block (A)
☆ 354 260	Winding stem (13.85 mm)	017 126	Tube for circuit block (B)
☆ 354 262	Winding stem (19.55 mm)	017 127	Tube for circuit block (C)
372 260	Joint stem (Movement portion)	017 128	Train wheel setting lever pin
373 250	Joint stem (Case portion)	017 131	Tube for coil block screw
☆ 383 265	Setting lever	017 224	Tube for third wheel bridge screw (A)
☆ 383 266	Setting lever	017 227	Tube for third wheel bridge screw (B)
384 260	Yoke (Clutch lever)	017 936	Eccentric dial pin
389 260	Setting lever axle spring	☆SEIKO SB-DL	Silver (II) oxide battery
391 260	Train wheel setting lever	☆SEIKO TR726SW	Silver oxide battery
436 261	Lower end-piece for third wheel (A)	☆U.C.C. 397	
436 262	Lower end-piece for third wheel (B)	☆Maxell SR726SW	
491 260	Dial washer		
495 261	Spacer for third wheel bridge		
556 261	Date finger		
560 261	Friction spring for fourth wheel & pinion		
701 260	Fifth wheel & pinion		
706 261	Sixth wheel & pinion		
☆ 801 261	Date dial		
☆ 801 265			
802 260	Date driving wheel		
808 261	Date dial guard		
810 264	Date jumper		
817 260	Intermediate date wheel		
☆ 884 261	Holding ring for dial		
4001 270	Circuit block		
4002 262	Coil block		
4146 260	Step rotor		
4216 260	Insulator for battery		
4219 262	Insulator for battery connection		
4240 260	Rotor stator		

☆⇨ Please see remarks on the reverse page.
 Part numbers in light letters are not shown in photos.

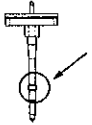
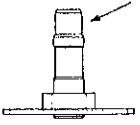

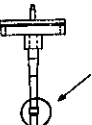
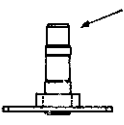

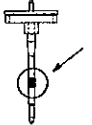
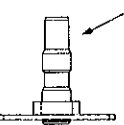

Cal. 2625B

Remarks :

Fourth wheel & pinion, Center minute wheel with cannon pinion, and Hour wheel.

There are three different types as specified below.

Combination:

Type	Fourth wheel & pinion	Center minute wheel with cannon pinion	Hour wheel
a	 ☆241 260	 ☆270 260	Gold  ☆271 271
b	 ☆241 261	 ☆270 261	Silver  ☆271 267
c	 ☆241 264	 ☆270 269	Gold  ☆271 271

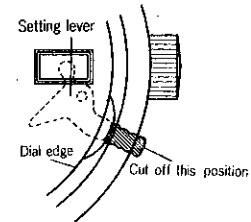
Winding stem.....Refer to the photograph on the front page.

☆354 260.....Short winding stem (Thread is provided completely on the stem.)

☆354 262.....Long winding stem (Thread is provided only on the end of the stem.)

Setting lever

☆383 265 }There are two types of setting lever. 3 266 can be used as it is. 383 265 can be used by cutting its tail. The size of a setting lever is determined based on the design of cases. When using 383 265, cut the tail of setting lever out of the dial as shown in the illustration. If the tail is hidden from view by the dial, it will be difficult to disassemble the winding stem. If the combination of the setting lever and case is unknown, check the case number and refer to "SEIKO Quartz Casing Parts List" to choose an appropriate setting lever.



Date dial

☆801 261 (Black figures on white background).....Used when both the crown and the calendar frame are located at 3 o'clock position.

☆801 265 (Black figures on white background).....Used when the crown are located at 3 o'clock position and the calendar frame at 6 o'clock position.

If any other type of date dial is required, specify ① Cal. No. ② The crown position ③ The calendar frame position and ④ Dial No.

Holding ring for dial

☆884 261.....The type of a holding ring for dial is determined based on the design of cases. If there is different from the photograph, check the case number and refer to "SEIKO Quartz Casing Parts List" to choose a corresponding holding ring for dial.

Battery

☆SEIKO TR726SW }
☆SEIKO SB-DL }The substitutive battery might be added to the applied battery in the future. In that case, please refer to separate "BATTERY LIST FOR SEIKO QUARTZ WATCHES."
☆U.C.C. 397 }
☆Maxell SR726SW } Note that SEIKO battery is marked with "SEIZAIKEN" on its (+) side.