

SEIKO

QUARTZ

(Cal.4303A)

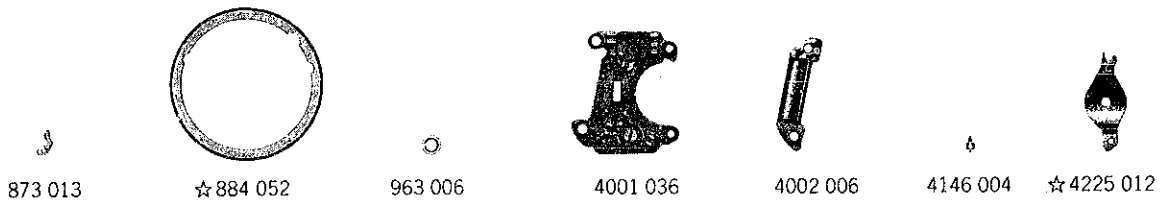
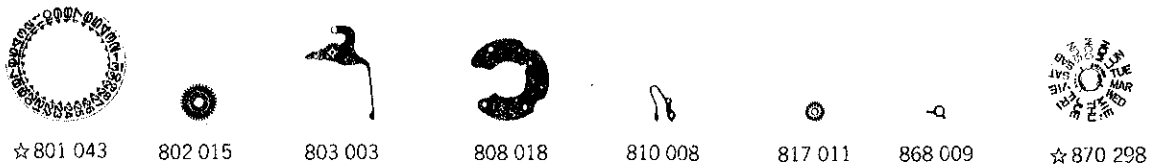

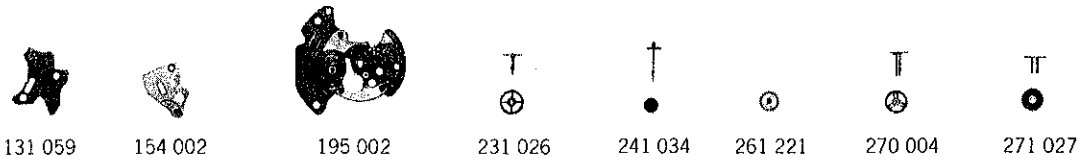
PARTS LIST

Calibre No. 4303A	Jewels 2j	Style Name
-----------------------------	---------------------	------------



Characteristics

Casing diameter : 18.00 ϕ mm
 Maximum height : 4.24 mm
 Frequency of quartz crystal oscillator : 32,768 Hz
 (Hz=Hertz Cycle per second)
 Driving system : Step motor system (2 poles)
 Regulation system : Trimmer condenser
 Second-setting device
 Calendar (day & date)
 Instant setting device for day & date calendar
 Bilingual change-over system for day of week



012 354	012 417	012 443	012 444	012 448	012 752	012 774	012 775	012 923	017 074
									$\frac{3}{1}$
017 076	017 079	017 503	017 714	017 924					

☆⇔ Please see remarks on the next reverse page.

Calibre No.		Jewels	Style Name	
4303A		2j		
PART NO.	PART NAME	PART NO.	PART NAME	
131 059	Third wheel bridge	017 079	Tube for circuit block screw (B)	
154 002	Fifth wheel bridge	017 503	Spacer for circuit block	
195 002	Calendar plate	017 714	Lower bush for fifth wheel	
231 026	Third wheel & pinion	017 924	Eccentric dial pin	
241 034	Fourth wheel & pinion	U.C.C.384	Silver oxide battery	
261 221	Minute wheel			
270 004	Center minute wheel			
271 027	Hour wheel			
282 028	Clutch wheel			
354 041	Winding stem (12.89mm)			
354 043	Winding stem (17.89mm)			
372 003	Joint stem (movement portion)			
373 250	Joint stem (case portion)			
☆ 383 026				
☆ 383 027	Setting lever			
☆ 383 034				
384 013	Yoke (Clutch lever)			
385 007	Yoke spring (Clutch lever spring)			
388 013	Setting lever spring			
391 011	Second setting lever			
396 006	Friction spring for fourth wheel & pinion			
397 017	Lever for unlocking stem			
499 003	Day finger ring			
556 011	Date finger			
701 005	Fifth wheel			
706 004	Sixth wheel & pinion			
☆ 801 043				
☆ 801 044	Date dial			
☆ 801 045				
☆ 801 047				
802 015	Date driving wheel			
803 003	Setting wheel lever complete			
808 018	Date dial guard			
810 008	Date jumper			
817 011	Intermediate date wheel			
868 009	Day finger			
☆ 870 298	Day star with dial disk			
873 013	Day jumper			
☆ 884 052	Holding ring for dial			
963 006	Snap for day star with dial disk			
4001 036	Circuit block			
4002 006	Coil block			
4146 004	Step rotor			
☆ 4225 012	Holding spring for battery			
☆ 4242 044	Plus terminal of battery connection			
4259 003	Back plate (anti-magnetic)			
4270 012	Battery connection			
011 541	Upper hole jewel for step rotor			
011 541	Lower hole jewel for step rotor			
012 354	Setting lever spring screw			
012 417	Third wheel bridge screw			
012 443	Circuit block screw A			
012 444	Calendar plate screw			
012 448	Back plate (anti-magnetic) screw			
012 752	Fifth wheel bridge screw			
012 774	Date driving wheel screw			
012 774	Date dial guard screw			
012 775	Circuit block screw B			
012 923	Stopper screw for third wheel bridge			
017 074	Stopper tube for circuit block			
017 076	Tube for circuit block screw (A)			

☆⇨ Please see remarks on the reverse page.
Part numbers in light letters are not shown in photos.

Calibre No. <h1 style="text-align: center;">4303A</h1>	Jewels <h2 style="text-align: center;">2j</h2>	Style Name
--	--	-------------------

Remarks :

Setting lever

☆383 026, 383 027, 383 034.....There are three types of setting levers. Select the suitable setting lever by referring to the shapes in the lower diagram.

If the combination of the setting lever and case is unknown, check the case number and refer to "SEIKO Quartz Casing Parts List" to choose an appropriate setting lever.



☆383 026



☆383 027



☆383 034

Date dial

☆801 043(Black figures on white background).....Used when both the crown and the calendar frame are located at **3** o'clock position.

☆801 044(Black figures on white background).....Used when the crown is located at **3** o'clock and the calendar frame at **6** o'clock position.

☆801 045(White figures on black background).....Used when both the crown and the calendar frame are located at **3** o'clock position.

☆801 047(White figures on black background).....Used when the crown is located at **3** o'clock and the calendar frame at **6** o'clock position.

If any other type of date dial is required, specify ① Cal No. ② jewels ③ the crown position ④ the calendar frame position and ⑤ Dial No.

Day star with dial disk

☆870 298(English ↔ Spanish, black figures on white background).....Used when both the crown and the calendar frame are located at **3** o'clock position.

If any other type of day star with dial disk is required, specify the number printed on the disk.

Holding ring for dial

The type of a holding ring for dial is determined based on the design of cases and dials. Check the case number and refer to "SEIKO Quartz Casing Parts List" to choose an appropriate holding ring for dial.

Holding spring for battery

☆4225 012.....Used only for case without battery hatch.

Plus terminal of battery connection

☆4242 044.....Used only for case with battery hatch.